

Cabinet Locks for Healthcare

Cabinet lock solutions for casework, MRI rooms, medication carts, employee lockers and more.


Olympus Lock manufactures a full range of cabinet lock products for use in healthcare environments including medical carts, hospital casework, medication cabinets, nurses stations, MRI rooms and employee lockers.

Hospital Casework



ANSI/BHMA Grade 1 deadbolt cabinet door and drawer locks. Optional key-retaining function and extended bolts available. KA, KD, MK or GMK. N Series National keyway.

100DR — Deadbolt cabinet door lock
200DW — Deadbolt cabinet drawer lock



ANSI/BHMA Grade 1 deadbolt cabinet door and drawer locks. Optional key-retaining function available. Accepts BEST compatible 6 or 7 pin small format interchangeable core cylinders.

721DR — Deadbolt cabinet door lock
721DW — Deadbolt cabinet drawer lock



ANSI/BHMA Grade 1 deadbolt cabinet door and drawer locks. Optional key-retaining function available. KA, KD, MK or GMK. Schlage C Keyway or less cylinder.

700S — Deadbolt cabinet door lock
800S — Deadbolt cabinet drawer lock



L20V

Heavy duty latch lock. KA, KD, MK or GMK. N Series National keyway.

L20V — Drawer latch lock



L72V

Heavy duty latch lock. Accepts BEST compatible 6 or 7 pin small format interchangeable core cylinders.

L72V — Drawer latch lock



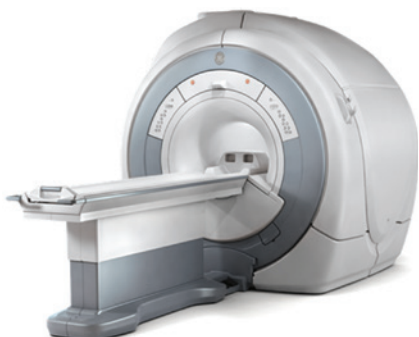
L78V

4-way reversible latch lock. KA, KD, MK or GMK. Schlage C Keyway or less cylinder.

L78V — Drawer latch lock
L78L — Door latch lock (left-hand)
L78R — Door latch lock (right-hand)

Cabinet Locks for Healthcare

MRI Rooms



100M

200M


Includes copper plated non-magnetic keys for easy identification.



ANSI/BHMA Grade 1 deadbolt cabinet door and drawer locks. All non-ferrous, non-magnetic materials and components. Optional key-retaining function and extended bolts available. KA, KD, MK or GMK. N Series National keyway.

100M — Deadbolt cabinet door lock
200M — Deadbolt cabinet drawer lock

Medical Carts



720B-DM

B7

724VR

- **720B-DM** — Retrofits BEST 1E7D4. Solid brass, direct-drive cam lock. Accepts BEST compatible SFIC cylinders.
- **724VR** — Retrofits BEST 2P73. Includes caution flag when left unlocked. Accepts BEST compatible SFIC cylinders.
- **B7** — Retrofits BEST 5E. Fits in 3/4" diameter hole. Available in BEST compatible keyways.

Employee Lockers



Uses padlock as locking device. Available in a variety of finishes. Optional cams are available separately to fit most applications. Padlock bumper plates are available to protect front of cabinet.



DCP-SP1 — Padlock bumper plate



DCP

DCP500



**OLYMPUS
LOCK**
INC

Toll-free 800-525-0954 | www.olympus-lock.com