

100B | 200B

N Series: Weather Resistant Deadbolt Door & Drawer Cabinet Locks

SPECIFICATIONS

Weather resistant: Includes special weather resistant components
Keying: Can be keyed together with other N Series locks
Rekeyable: Easily rekeyable via set screw cylinder release mechanism
Standard function: Key removable in locked or unlocked position. Standard function locks are non-handed.
Key-retaining: Key removable in locked position only. Specify handing (KL/KR for doors or KI/KV for drawers) when ordering.
US Patent Nos: 4,899,563; 4,920,774
Body: Zinc die cast
Cylinder: Solid brass, pin tumbler
100B cylinder length: 15/16" or 1-3/8"
200B cylinder length: 15/16", 1-3/8" or 1-5/8"
Barrel diameter: 7/8"
Finish: 26D, US4 or 10B
Packaged: Packed 10 per box

KEYING INFORMATION

Keyway: N Series (equivalent to National D4291 4-pin or D4292 5-pin system)
Keys: Includes 2 keys per lock
Stock keying: KD/KA - 4 pin standard
Stock KA#: 101, 103, 107, 915
Masterkeyed: 5 pin standard
Grand masterkeyed: Available
Keyblank 4-pin: KBN-4-NP (equivalent to NA14, 1069L)
Keyblank 5-pin: KBN-5-NP (equivalent to NA12, 1069LA)

INCLUDED ACCESSORIES


100B: 2 keys, 56-1 bar strike, and lock mounting screws
200B: 2 keys, 12-3 angle strike, and lock mounting screws

OPTIONAL ACCESSORIES

Spacers: WP21 (3/32" thick), WP22 (1/4" thick), WP23 (1/2" thick)
Strikes: 07S, 12-1, 12-2, 12-3, 12-4, 56-1
Trim collars: TR1256
Through-bolt hardware: ETS2 trim plate, ETS2-PL trim pull and ETST2 template
Extended (long) bolt: 15-1-35 (for use with 100B or 200B)



US26D finish



US4 finish




US10B finish

100B


Function: Cabinet door lock
ANSI/BHMA No. E07121
Barrel length: 15/16" or 1-3/8"
Extended bolt: Extends overall bolt length by 1-1/2". Specify -LB option at time of order.



56-1



With long-bolt option



US26D finish



US4 finish



US10B finish

200B

Function: Drawer lock
ANSI/BHMA No. E07041
Barrel length: 7/8", 1-3/8" or 1-5/8"
Extended bolt: Specify -LB option at time of order.



12-3



With long-bolt option

100B | 200B

N Series: Deadbolt Door & Drawer Cabinet Locks

OPTIONAL ACCESSORIES - See our website for a complete list of optional components.

Internal plastic spacers

- WP21 3/32" thick plastic spacers
- WP22 1/4" thick plastic spacers
- WP23 1/2" thick plastic spacers

Strikes


- 12-1, 12-2, 12-3, 12-4, 07S

Trim Ring

- TR1256 trim ring

Extended bolt

- 15-1-35 (see below for installed dimensions)



Through-bolt plate

External metal 1/8" or 1/4" through-bolt plate allows for an attractive flush mounting of the cabinet lock face. Available in US3 or US26D finish.

- ETS2-125 through-bolt plate, 1/8" thick
- ETS2-250 through-bolt plate, 1/4" thick

Through-bolt plate template

Allows for proper mounting hole placement of through-bolt plate. Can be used as a 1/8" shim spacer. Available in US3 and US26D finish.

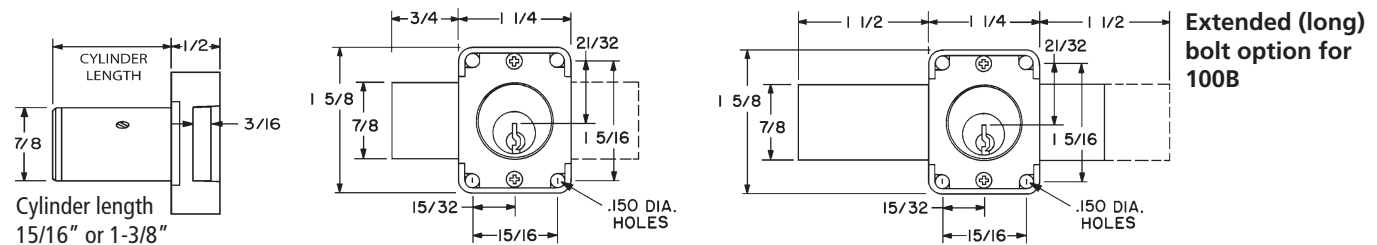
- ETST2 through-bolt plate template



U.S. Patent No. D490,686

DIMENSIONS

100B Cabinet Door Lock



200B Drawer Lock

