

500DR | 600DW

R Series: Deadbolt Door & Drawer Cabinet Locks

ANSI/BHMA Grade 1
E07121 | E07041
Woodwork Institute (WI)
acknowledged product

SPECIFICATIONS

Keying: Can be keyed together with other R Series locks

Rekeyable: Easily rekeyable via set screw cylinder release mechanism

ANSI/BHMA: Passed ANSI/BHMA A156.11 Grade 1 performance requirements. Equivalent to E07121 (500DR) / E07041 (600DW).

Non-magnetic: See our 500M/600M Series MRI locks.

Standard function: Key removable in locked or unlocked position. Standard function locks are non-handed.

Key-retaining: Key removable in locked position only. Specify handing (KL/KR for doors or KI/KV for drawers) when ordering.

Long bolt: Extends bolt 3/4" on both ends. Specify -LB option when ordering.

US Patent Nos: 4,899,563; 4,920,774

Body: Zinc die cast

Cylinder: Solid brass, pin tumbler

Cylinder length: 15/16" or 1-3/8"

Barrel diameter: 7/8"

Finish: 26D, US4 or 10B

Packaged: Packed 10 per box

KEYING INFORMATION

Keyway: R Series (equivalent to CCL R1 system)

Keys: Includes 2 keys per lock

Stock keying: KD/KA - 5 pin standard

Stock KA#: 4T21579, 4T37526

Masterkeyed: 5 pin standard, 6 pin available

Grand masterkeyed: Available

Keyblank 5-pin: KBR-5-NP (equivalent to CO106, 1003A)

Keyblank 5-pin copper plated: KBR-5B (use with M Series MRI locks)

Keyblank 6-pin: KBR-6-NP (equivalent to L1003A)

INCLUDED ACCESSORIES

500DR: 2 keys, 56-1 bar strike, and lock mounting screws.

600DW: 2 keys, 12-3 angle strike, and lock mounting screws.

OPTIONAL ACCESSORIES


Spacers: WP21 (3/32" thick), WP22 (1/4" thick), WP23 (1/2" thickness)

Strikes: 07S, 12-1, 12-2, 12-3, 12-4, 56-1 strikes


Trip collar: TR1256

Through-bolt hardware: ETS2 trim plate, ETS2-PL trim pull and ETST2 template

Extended (long) bolt: 15-1-35 (for use with 500DR or 600DW)



US26D finish



US4 finish



US10B finish

500DR

Function: Cabinet door lock


ANSI/BHMA No. E07121

Barrel length: 15/16" or 1-3/8"


Extended bolt: Extends overall bolt length by 1-1/2". Specify -LB option at time of order.



56-1



With long-bolt option



US26D finish



US4 finish



US10B finish

600DW

Function: Drawer lock

ANSI/BHMA No. E07041

Barrel length: 15/16" or 1-3/8"

Extended bolt: Specify -LB option at time of order.



12-3



With long-bolt option



**OLYMPUS
LOCK**^{INC}

500DR | 600DW

ANSI/BHMA Grade 1
E07121 | E07041

R Series: Deadbolt Door & Drawer Cabinet Locks

OPTIONAL ACCESSORIES - See our website for a complete list of optional components.

Internal plastic spacers

- WP21 3/32" thick plastic spacers
- WP22 1/4" thick plastic spacers
- WP23 1/2" thick plastic spacers

Strikes


- 12-1, 12-2, 12-3, 12-4, 07S

Trim Ring

- TR1256 trim ring

Extended bolt

- 15-1-35 (see below for installed dimensions)



Through-bolt plate


External metal 1/8" or 1/4" through-bolt plate allows for an attractive flush mounting of the cabinet lock face. Available in US3 or US26D finish.

- ETS2-125 through-bolt plate, 1/8" thick
- ETS2-250 through-bolt plate, 1/4" thick

Through-bolt plate template

Allows for proper mounting hole placement of through-bolt plate. Can be used as a 1/8" shim spacer. Available in US3 and US26D finish.

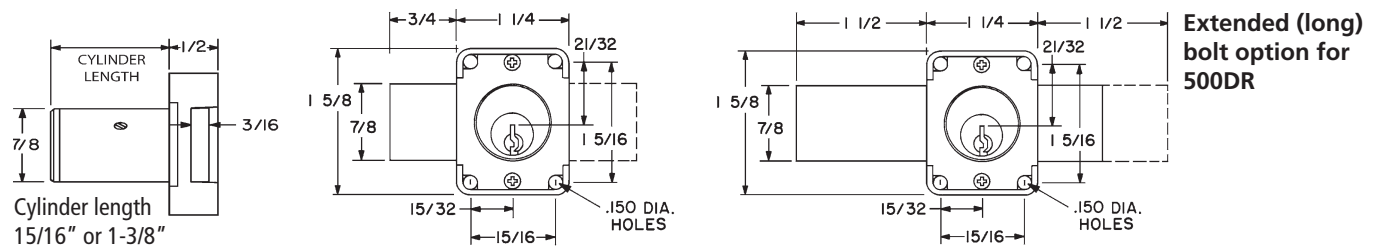
- ETST2 through-bolt plate template



U.S. Patent No. D490,686

DIMENSIONS

500DR Cabinet Door Lock



600DW Drawer Lock

